



# Jahl - Quick Change Chucks



# JAHRL SELF-LOCKING QUICK CHANGE TOOL SYSTEM

for drilling, countersinking, spotfacing, reaming and tapping.

### Use

- Raising the locking sleeve releases both sets of balls allowing the adaptor to be inserted into the chuck or removed from it.
- All tool changes can be carried out even while the spindle is rotating.

### Features

- Reliable rigid tool holding.
- High concentricity within 0.0004"
- Minimum space required for tool changing.
- For both left- and right-handed cutting tools.
- For use in any spindle position; vertical, horizontal etc.

### Precision and stability

The design consists of a sturdy chuck body with an internal taper and locking sleeve.

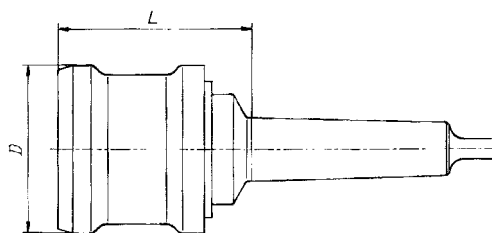
Two sets of three balls serve to lock the quick-change adapters in place. The lower set engages in an annular groove in the shank taper of the adapter and locks it in place axially. The upper set engages in three of six hemispherical recesses and transmits the torque.

### One-hand operated chuck - type 80-4E

En variant av chuck där verktygsbyte har förenklats ytterligare.

- Verktuget lossas med beskrivning ovan genom att lyfta låshylsa.
- Nytt verktyg appliceras med en hand då retur av låshylsa sker med automatik.

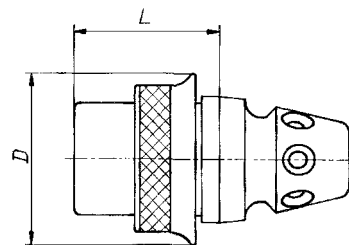




### Jahl - Quick Change Chucks

SHANK	SIZE	L	D	TYPE	WEIGHT, KG	ART.NO.
MT 3	3	3.03	2.54	80-3 DIN-228	1,5	95143
MT 4		2.99		80-34 DIN-1806	1,35	95145
MT 4	4	3.68	3.27	80-4E DIN-1806 *	2,4	95429
MT 5		3.58		80-45E DIN-1806 *	3,1	98220

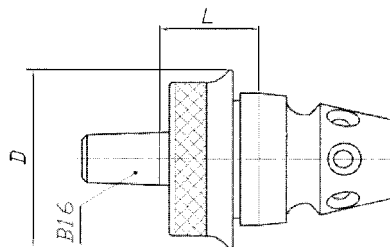
\* One hand operated chuck



### Adapter with internal Morse Taper

INTERNAL. MT	SIZE	L	D	TYPE	WEIGHT, KG	ART.NO.
MT 1	3	1.14	2.05	80-3-1 *	0,5	95164
MT 2		1.14		80-3-2 *	0,4	95165
MT 3		1.69		80-3-3	0,4	95166
MT 1	4	1.34	2.48	80-4-1 *	0,95	95167
MT 2		1.34		80-4-2 *	0,8	95168
MT 3		1.34		80-4-3	0,8	95169
MT 4		25.6		80-4-4	0,85	95170

\* With MT pusher



### Adapters with external Taper for Jaw Chucks excl. Jaw Chuck

EXT.TAPER	SIZE	L	D	TYPE	WEIGHT, KG	ART.NO.
B16	3	1.3	2.05	80-3-6	0,55	95187
	4	1.5	2.48	80-4-6	1,1	95189

Jaw chuck 1-13 mm / Drill chuck, see our catalogue Tool Holders page 64 (type Llambrich)

SPINTEC AB – SPV SPINTEC AB  
BOX 303, SE-631 04 ESKILSTUNA, SWEDEN

VISITING ADDRESS Fabriksgatan 13, SE-633 46 Eskilstuna  
TELEPHONE SPINTEC: +46 16 12 54 70  
                          SPV: +46 16 15 30 30  
TELEFAX SPINTEC: +46 16 14 04 04  
                          SPV: +46 16 51 34 64  
E-MAIL info@spintec.se  
INTERNET www.spintec.se

*Spintec AB is a family company which was formed in 1977 in Eskilstuna, with the aim of making and marketing high speed electric machining spindles, plus converters and accessories for the Swedish market and other industrialised countries.*

*Right from the start, the company aimed at marketing high quality products and services, with a high technology content, and always endeavoured to use the latest machine and appliance technology in its own manufacture.*

*In the summer of 2003, it acquired SPV Tools as a measure to widen its product range. SPV Tools was founded in 1933 and makes very high precision tool holders for industry. Its products include hydraulic chucks, threading tools and other tool holders. When combined with Spintec products, this gives a full-range supplier of equipment for industrial machining.*

*After SPV Tools was acquired, the SPV Spintec Group was formed. These days, the SPV Spintec Group has become known as a problem-solving collaboration partner, whose unique machining know-how can offer customised solutions. Technical consultation, quick service and reliable deliveries are our hall-marks.*